









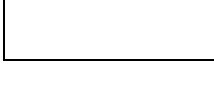




# Farbtafel C. Schrade GmbH

## WERKZEUGSTAHL

WEISS/BLAU	RAL 9003 RAL 5010		1.2080 (X210Cr12)
GELB/GRÜN	RAL 1021 RAL 6002		1.2312 (40CrMnMoS8-6)
BRAUN/BLAU	RAL 8007 RAL 5010		1.2344 (X40CrMoV51)
WEISS/ROT	RAL 9003 RAL 3002		1.2379 (X155CrVMo12 1)
WEISS/GRÜN	RAL 9003 RAL 6002		1.2436 (X210CrW12)
WEISS/GELB	RAL 9003 RAL 1021		1.2550 (60WCrV7)
WEISS/BRAUN	RAL 9003 RAL 8007		1.2764 (X19NiCrMo4)
SCHWARZ	RAL 9017		1.2826 (60MnSi4)
WEISS/SCHWARZ	RAL 9003 RAL 9017		1.2842 (90MnCrV8)
GELB/ROT	RAL 1021 RAL 3002		1.3343 (S6-5-2(DMo5))
WEISS	RAL 9003		1.3401 (X120Mn12)
SCHWARZ/GELB	RAL 9017 RAL 1021		1.3505 (100Cr6)
BLAU/GRÜN	RAL 5010 RAL 6002		ETG100